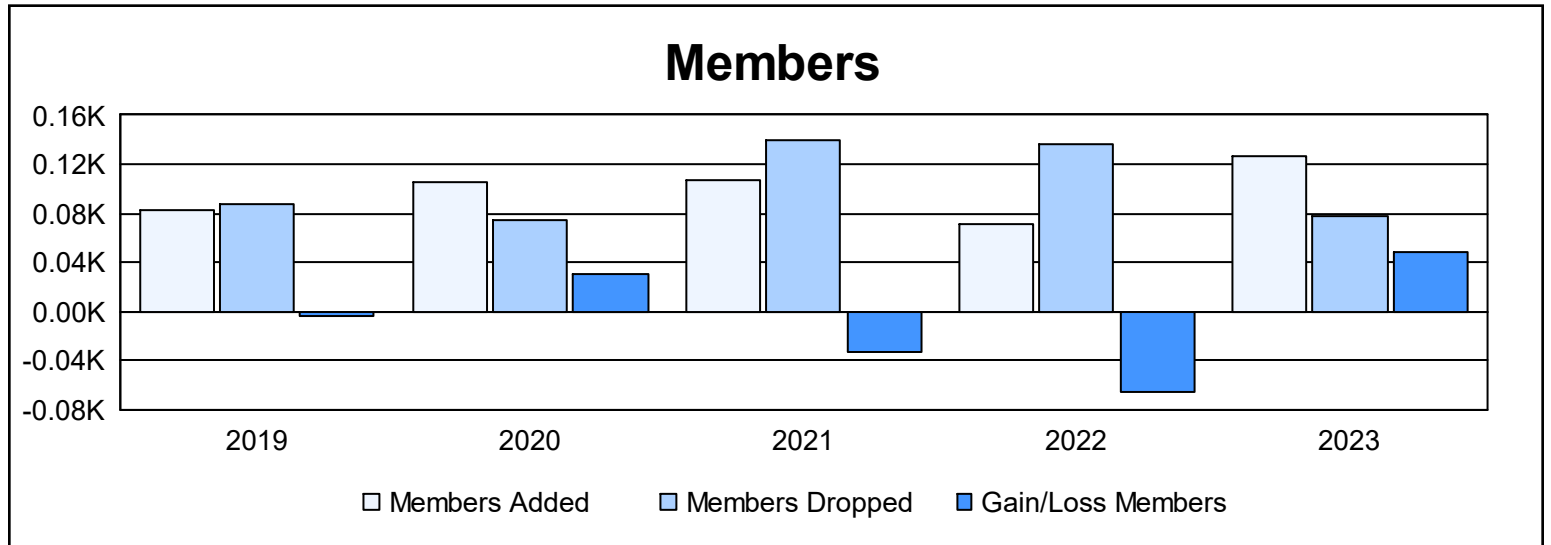
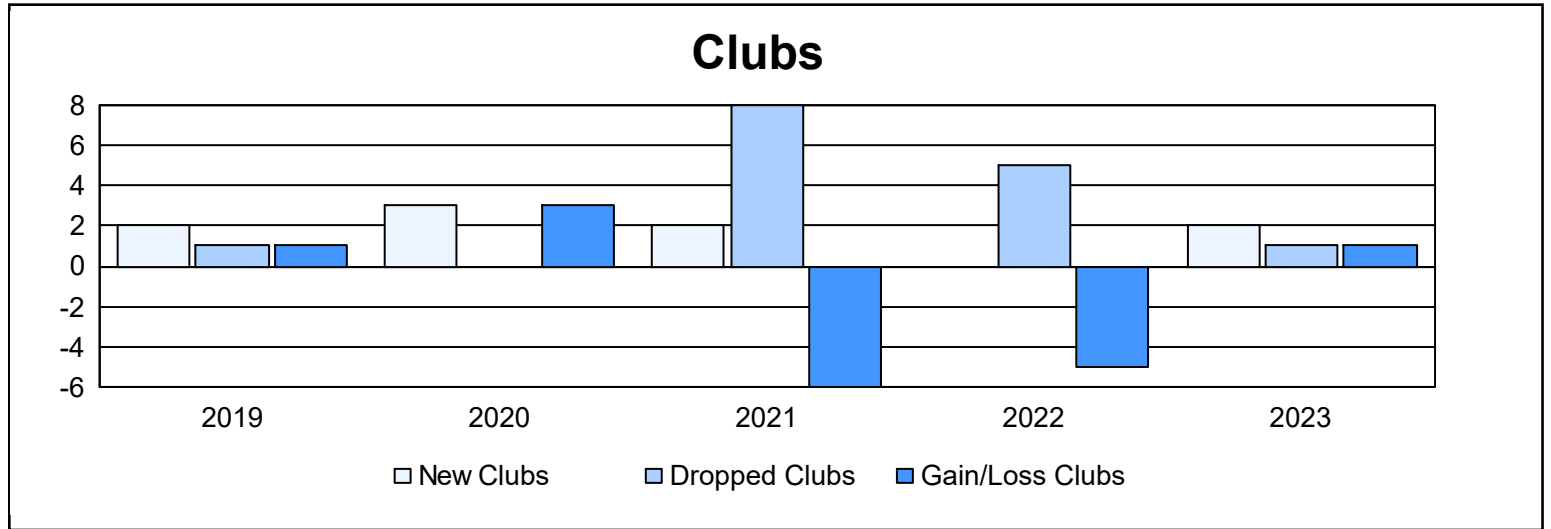
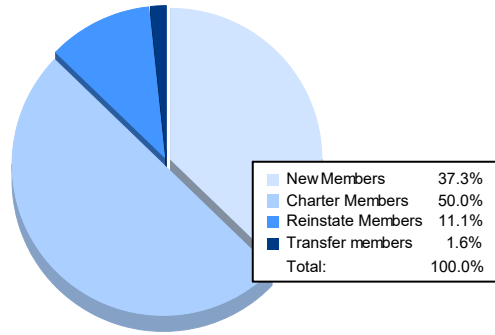


| Year | New Clubs | Dropped Clubs | Gain/ Loss Clubs | New Members | Charter Members | Reinstate Members | Transfer Members | Total Member Added | Total Members Dropped | Gain/ Loss Members |
|----------------|-----------|---------------|------------------|-------------|-----------------|-------------------|------------------|--------------------|-----------------------|--------------------|
| 2018-2019 | 2 | 1 | 1 | 29 | 51 | 1 | 2 | 83 | 87 | -4 |
| 2019-2020 | 3 | 0 | 3 | 31 | 69 | 2 | 3 | 105 | 75 | 30 |
| 2020-2021 | 2 | 8 | -6 | 24 | 69 | 10 | 4 | 107 | 140 | -33 |
| 2021-2022 | 0 | 5 | -5 | 41 | 13 | 11 | 6 | 71 | 136 | -65 |
| 2022-2023 | 2 | 1 | 1 | 47 | 63 | 14 | 2 | 126 | 78 | 48 |
| Average | 2 | 3 | -1 | 34 | 53 | 8 | 3 | 98 | 103 | -5 |



Membership Composition June 2023 Cumulative



Gender Composition June 2023 Cumulative

